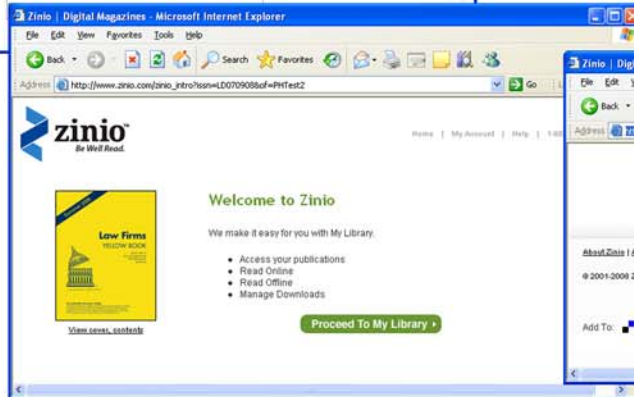


How to set up access to your digital version of the **Law Firms Yellow Book**



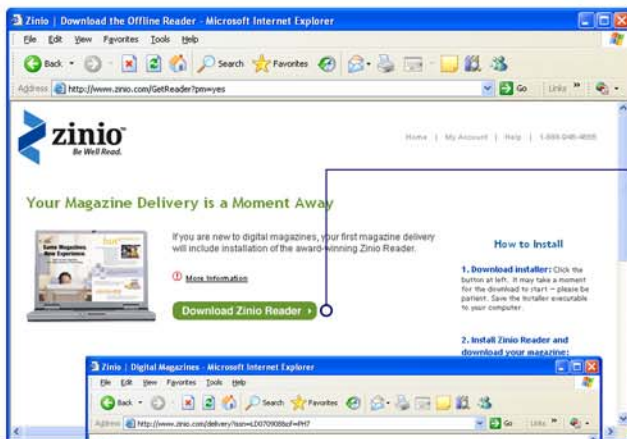
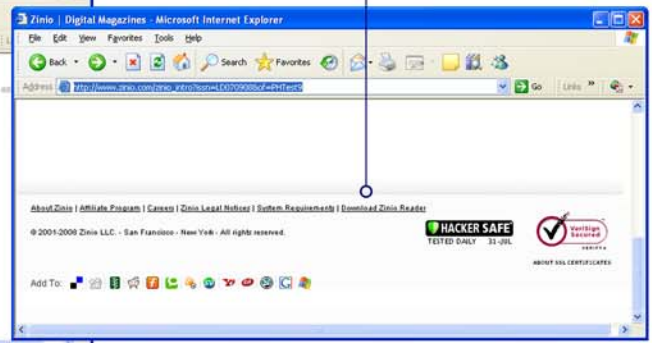
Step 1

After clicking on the link in your Law Firms Yellow Book purchase confirmation e-mail, this screen should pop up in your web browser. Fill out your email address and password, then click submit.



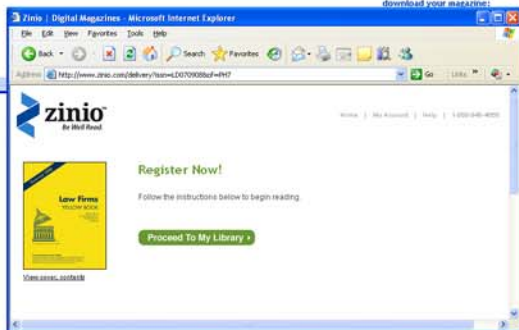
Step 2

You'll see a "Welcome to Zinio" page, scroll down to the bottom of the page and click on the Download Zinio Reader link.






Step 3

Click on the **Download Zinio Reader** button. It will install the reader on your system - make sure you've got administrator rights to install programs on your machine!



Step 4

The next page will contain **Proceed To My Library**. After clicking on this button, you'll go to a page with the digital edition of the Law Firms Yellow Book. Three tabs are on top of the book:

-  **Download** (read the text on your newly-installed Zinio reader)
-  **Read this issue online** (you can also read the directory via your web browser)
-  **New** (loads the newest semiannual version of the Law Firms Yellow Book when it becomes available)



Leadership
Directories
Summer 2008